

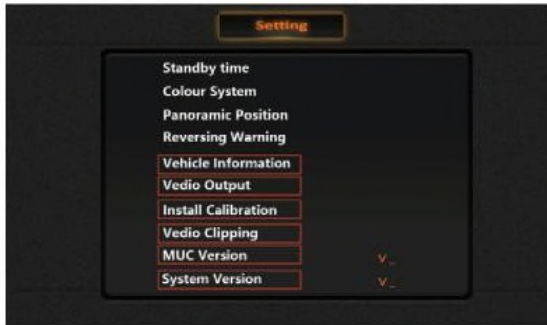
MPRAS CALIBRATION STEPS

CALIBRATION IS ESSENTIAL FOR CORRECT FUNCTIONING OF PRODUCT.

1. MUST SET UP CARE AND CALIBRATION SHEET



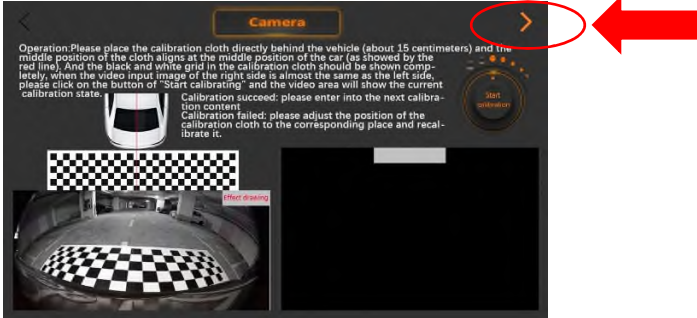
2. MUST ENTER CALIBRATION INSTALL VIA REMOTE



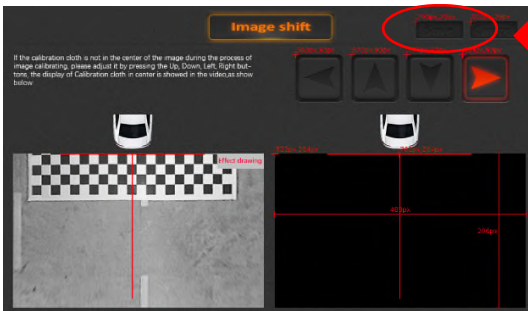
3. SELECT START CALIBRATION



4. WHEN THIS PROCESS IS COMPLETE USE REMOTE TO GO TO NEXT PAGE OF CALIBRATION



5. COMPLETE REST OF CALIBRATION AND THEN SAVE. MUST SAVE TO ENSURE CALIBRATION



Must SAVE once finished calibration to ensure MPRAS will function correctly

6. ONCE COMPLETE TEST VEHICLE TO CHECK IF CALIBRATION HAS BEEN COMPLETED ACCURATELY. If not correct then start this process from start again.